

# PE-6100

3-PART 23 PARAMETERS HEMATOLOGY ANALYZER



Specifications		
<b>Operation Mode:</b>	USB keyboard & mouse (PE-6100Plus:Touch screen)	
<b>Parameters:</b>	3-part differential of WBC; 20 parameters + 3 color histograms (WBC/RBC/PLT)	
<b>Sample Consumption:</b>	Venous Mode: 9.6μL, Capillary Mode: 9.6μL, Pre-diluted Mode: 20μL	
<b>Working Mode:</b>	Double passages counting detection + independent HGB measurement system; 24 hours with auto standby	
<b>Language:</b>	Multi-language supported	
<b>Throughput:</b>	≥60 samples/hour	
<b>Storage:</b>	50,000 sample results with histograms, record supported export and backup	
<b>QC mode:</b>	L-J,SD,CV,QC histogram	
<b>Cross Contamination Ratio:</b>	WBC/RBC/HGB<0.5%, PLT<1%	
<b>Performance:</b>	Parameter	Repeatability (CV %)
	WBC	≤2.5%
	RBC	≤2.0%
	HGB	≤1.5%
	MCV	≤0.4%
	PLT	≤5.0%
	Linear Range	
	WBC	0.00-99.9x10 <sup>9</sup> /L
	RBC	0.00-9.99x10 <sup>12</sup> /L
	HGB	0-300g/L
	MCV	40 - 150fL
	PLT	0-999x10 <sup>9</sup> /L
<b>Display:</b>	8" LCD, resolution :800 × 600	
<b>Reference Value:</b>	Baby, Kid, Woman, Man, Normal and Customization	
<b>Interface:</b>	4 ×USB, 1 × ethernet, 1 ×VGA (for external monitor)	
<b>Printer:</b>	Built-in thermal printer, support external laser and inkjet printer, 5 kinds of report formats supported	
<b>Environment Requirement:</b>	Temperature: 15°C~35°C; Humidity: 10%~90%	
<b>Power supply:</b>	AC100~240V 50/60Hz	

# PE-6100

3-PART 23 PARAMETERS HEMATOLOGY ANALYZER



PROKAN ELECTRONICS INC.

TEL:+86-755-26955166  
 FAX:+86-755-26747910-807  
 Website:www.prokanmed.com  
 Email:trade@prokanmed.com  
 Add:No.1002, Building 4, Fantasia  
 MIC Plaza, Pengji Pioneering Park,  
 the west of Nanhai Road, Nanshan  
 District, Shenzhen, Guangdong, China

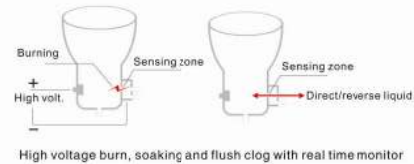
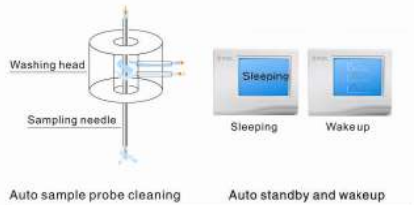
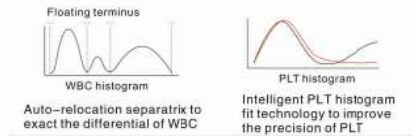
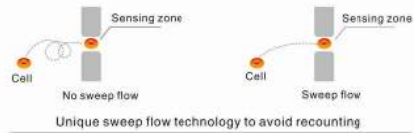
PROKAN

# PE-6100

## 3-PART 23 PARAMETERS HEMATOLOGY ANALYZER

PE-6100 Hematology Analyzer is a 3-part differential of WBC blood cell counter. It is advantaged at digital technology, auto-relocation separatrix, intelligent flush clog, dual measuring technology (with time and volume) to ensure precise of the test results.

### Advanced Technology



### Automated & User-friendly Interface

- 8 inch LCD display, Resolution:800\*600
- Online alert for the abnormal results
- Keyboard & mouse operation
- Based on Linux
- Easy to search and edit patient information
- Storage capacity: 50,000 sample results inclusive of histograms
- Optional printout formats
- Real time guideline for easy operation

### Accurate Results & Low Sample Consumption

- Accurate analysis technology with low sample consumption:
  - Venous mode: 9.6ul
  - Capillary mode: 9.6ul
  - Pre-diluted mode: 20ul



### Easy Maintenance & Environment-friendly System

- Adjustable sample probe for various cuvettes
- With liquid sensor to alarm low reagent
- Cyanide-free Lyse
- Automated & Systematic diagnosis and maintenance with alerts
- Liquid tubing and electronic circuit separately for easy maintenance
- Closed reagent tubing to avoid contamination

### Perfect QC System

- Calibration mode: manual and auto
- QC mode: L-J, SD, CV, QC histogram



Three sample modes: venous, capillary and pre-diluted

23 parameters:

- WBC
- Lymph#
- Mid#
- Gran#
- Lymph%
- Mid%
- Gran%
- RBC
- HGB
- HCT
- MCV
- MCH
- MCHC
- RDW-CV

- RDW-SD
- PLT
- MPV
- PDW
- PCT
- P-LCR

